

LINE ECO Recessed

LE50FP-V2





LE50FP-V2

Basic Parameters

Material	AL6063-T5,spraying surface
IP Grade	IP20
Warranty	5 years

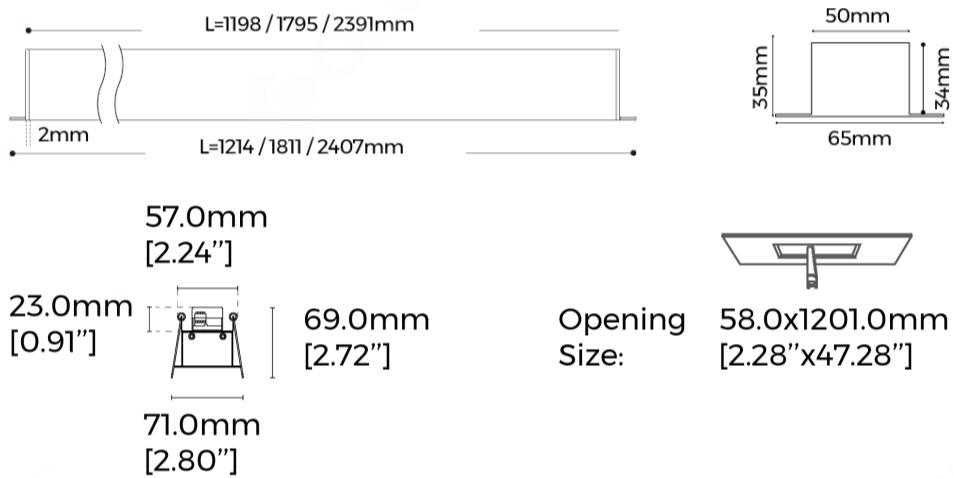
Electrical Parameters

Input Voltage	AC220-240V
Control	Non-Dimming,1-10V Dimming,DALI Dimming

Optical Parameters

Version	Regular,High efficiency,Regular-3 CCT Dial Switch,High efficiency-3 CCT Dial Switch
SDCM	<3 Step (ANSI)
UGR(X=4H,Y=8H)	≤19
Length	1200mm,1800mm,2400mm
CRI	>80,>90
CCT	2700K,3000K,4000K,6500K,3000K-4200K-6500K
Luminous Efficacy	100LM/W(Regular),90LM/W(Regular-3 CCT Dial switch),125LM/W(High efficiency),110LM/W(High efficiency-3CCT Dial switch)

Dimensions



Luminaire Parameters

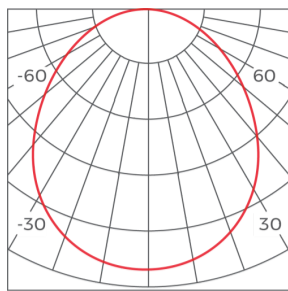
Version	Length	Type Power (W)	PCB Current(A)	CRI	CCT	Lumens(LM) @White, Sliver	Lumens(LM) @Black
Regular	1200mm	22W	0.5	>80	4000K	2200	1980
Regular	1800mm	33W	0.75	>80	4000K	3300	2970
Regular	2400mm	44W	1	>80	4000K	4400	3960
Regular	1200mm	22W	0.5	>90	4000K	1892	1702
Regular	1800mm	33W	0.75	>90	4000K	2838	2554
Regular	2400mm	44W	1	>90	4000K	3784	3405
High-Efficiency	1200mm	22W	0.5	>80	4000K	2750	2475
High-Efficiency	1800mm	33W	0.75	>80	4000K	4125	3712
High-Efficiency	2400mm	44W	1	>80	4000K	5500	4950
High-Efficiency	1200mm	22W	0.5	>90	4000K	2530	2277
High-Efficiency	1800mm	33W	0.75	>90	4000K	3795	3415
High-Efficiency	2400mm	44W	1	>90	4000K	5060	4554
Regular-3 CCT Dial Switch	1200mm	22W	0.5	>80	3000K-4200K-6500K	1760/1980/1870	1584/1782/1683
Regular-3 CCT Dial Switch	1800mm	33W	0.75	>80	3000K-4200K-6500K	2640/2970/2805	2376/2673/2525
Regular-3 CCT Dial Switch	2400mm	44W	1	>80	3000K-4200K-6500K	3520/3960/3740	3168/3564/3366
Regular-3 CCT Dial Switch	1200mm	22W	0.5	>90	3000K-4200K-6500K	1513/1702/1608	1362/1532/1447
Regular-3 CCT Dial Switch	1800mm	33W	0.75	>90	3000K-4200K-6500K	2428/2732/2580	2158/2459/2322

Regular-3 CCT Dial Switch	2400mm	44W	1	>90	3000K-4200K-6500K	3027/3405/3216	2724/3065/2894
High efficiency-3 CCT Dial Switch	1200mm	22W	0.5	>80	3000K-4200K-6500K	2310/2420/2310	2079/2178/2079
High efficiency-3 CCT Dial Switch	1800mm	33W	0.75	>80	3000K-4200K-6500K	3465/3630/3465	3118/3267/3118
High efficiency-3 CCT Dial Switch	2400mm	44W	1	>80	3000K-4200K-6500K	4620/4840/4620	4158/4356/4158
High efficiency-3 CCT Dial Switch	1200mm	22W	0.5	>90	3000K-4200K-6500K	2125/2226/2125	1912/2003/1912
High efficiency-3 CCT Dial Switch	1800mm	33W	0.75	>90	3000K-4200K-6500K	3187/3339/3187	2868/3005/2868
High efficiency-3 CCT Dial Switch	2400mm	44W	1	>90	3000K-4200K-6500K	4250/4452/4250	3825/4006/3825
Regular	1200mm	22W	0.5	>80	2700K	1870	1683
Regular	1800mm	33W	0.75	>80	2700K	2805	2524
Regular	2400mm	44W	1	>80	2700K	3740	3366
Regular	1200mm	22W	0.5	>90	2700K	1608	1447
Regular	1800mm	33W	0.75	>90	2700K	2412	2171
Regular	2400mm	44W	1	>90	2700K	3216	2894
High-Efficiency	1200mm	22W	0.5	>80	2700K	2612	2351
High-Efficiency	1800mm	33W	0.75	>80	2700K	3918	3526
High-Efficiency	2400mm	44W	1	>80	2700K	5225	4702
High-Efficiency	1200mm	22W	0.5	>90	2700K	2403	2163
High-Efficiency	1800mm	33W	0.75	>90	2700K	3605	3244
High-Efficiency	2400mm	44W	1	>90	2700K	4807	4326
Regular	1200mm	22W	0.5	>80	3000K	1980	1782
Regular	1800mm	33W	0.75	>80	3000K	2970	2673
Regular	2400mm	44W	1	>80	3000K	3960	3564
Regular	1200mm	22W	0.5	>90	3000K	1702	1532
Regular	1800mm	33W	0.75	>90	3000K	2554	2298
Regular	2400mm	44W	1	>90	4000K	3405	3065
High-Efficiency	1200mm	22W	0.5	>80	3000K	2750	2475
High-Efficiency	1800mm	33W	0.75	>80	3000K	4125	3712
High-Efficiency	2400mm	44W	1	>80	3000K	5500	4950
High-Efficiency	1200mm	22W	0.5	>90	3000K	2530	2277
High-Efficiency	1800mm	33W	0.75	>90	3000K	3795	3415
High-Efficiency	2400mm	44W	1	>90	3000K	5060	4554
Regular	1200mm	22W	0.5	>80	6500K	2200	1980
Regular	1800mm	33W	0.75	>80	6500K	3300	2970
Regular	2400mm	44W	1	>80	6500K	4400	3960
Regular	1200mm	22W	0.5	>90	6500K	1892	1702
Regular	1800mm	33W	0.75	>90	6500K	2838	2554
Regular	2400mm	44W	1	>90	6500K	3784	3405
High-Efficiency	1200mm	22W	0.5	>80	6500K	2750	2475
High-Efficiency	1800mm	33W	0.75	>80	6500K	4125	3712
High-Efficiency	2400mm	44W	1	>80	6500K	5500	4950
High-Efficiency	1200mm	22W	0.5	>90	6500K	2530	2277
High-Efficiency	1800mm	33W	0.75	>90	6500K	3795	3415
High-Efficiency	2400mm	44W	1	>90	6500K	5060	4554

1. The output data is based on the testing result of Ra80,4000k,white luminaires;
2. The tolerance of output data can be vary up to 10%;
3. The output data is typical value;

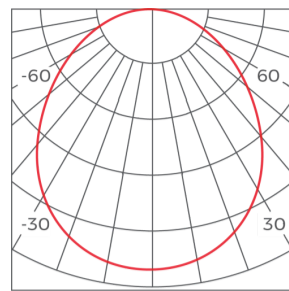
Light Distribution

Regular-90°



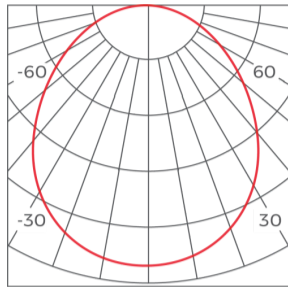
h(m)	D(cm)	E(lx)
1	198	1222
2	396	305
3	595	135
4	793	76

High efficiency-90°



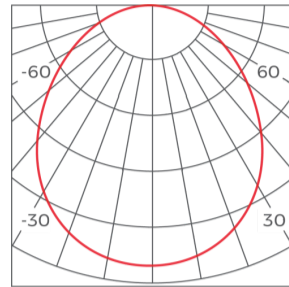
h(m)	D(cm)	E(lx)
1	198	1459
2	396	364
3	595	162
4	793	91

Regular-3 CCT Dial Switch-90°



h(m)	D(cm)	E(lx)
1	200	1008
2	401	252
3	602	112
4	802	63

High efficiency-3 CCT Dial Switch-90°



h(m)	D(cm)	E(lx)
1	199	1193
2	399	298
3	599	132
4	799	74

*The above data is based on a white coated, 1200mm length lamp with Ra80,4000K.

Packing

Size (mm/box)	Quantity /box	QTY/CTN	NW (kg/box)	N. WT (ctn)	G.WT (ctn)	Size (cm/carton)	Product Size (mm)
L1218*W75*H73	1	6	1.4	8.4	9.72	123*21.9*15.4	1214*71*69mm
L1815*W75*H73	1	6	2.1	12.6	14.58	183*21.9*15.4	1811*71*69mm
L2407*W75*H73	1	6	2.8	16.8	18.96	242*21.9*15.4	2407*71*69mm

Attentions

1. Non-professionals are prohibited from installing, disassembling and repairing the product.
2. Avoid scratching, distortion and irregular bending of the product during installation; otherwise it may cause irreparable damage to the product.
3. Please use professional cutting tools when cutting.
4. Do not use any acid or alkaline adhesive to fix products.
5. The product is only suitable for indoor dry places, can not be used in outdoor, seaside or wet environment.
6. PC features: Each 10°C rise or drop will make diffuser extend or shrink 0.8mm/m, please confirm before processing and use.